


Collaborative YAYA Design


On these pages follow steps 1-5 as a guide to design your YAYA.

1




Grab a white YAYA.

2



First color and design YAYA.

3



Gather materials around home: cereal boxes, pieces of colored paper, bottle caps, snack wraps, magazines, etc.

Glue the colored materials with the same color!

Collaborative YAYA Design

4



Continue to the next section and repeat the steps until the whole wheel is done!

5



Enjoy your Rainbow YAYA!